


# Dual Pro



Electric



Personal



Mobility

## User Manual

### Dual Pro

# Read Me First

Thanks for purchasing Dual Pro electric scooter . This electric scooter is an environmentally-friendly high-tech product as well as an ideal means of transport that features excellent shock absorption , streamlined appearance , portability and flexibility , good riding comfortability , high safety and reliability. For better understanding of the characteristics , technical parameters , correct use and maintenance , precautions and safe-sale services of this Dual Pro scooter , see to it that you read this user manual carefully before using it.

- DO NOT use the Dual Pro scooter before learning about its performance.

DO NOT lend Dual Pro scooter to anyone who cannot operate it , juveniles, pregnant women or the disabled.

DO NOT arbitrarily discard spent batteries to avoid pollution to the environment ; see to it that they are handled by your distributor or service provider.

For safety reasons , DO NOT cover the charger and keep it well ventilated during charging. When replacing a failed tire , note that the fasteners of the wheel are tightened in case of a secondary accident due to wheel looseness.

For safe use of this product , DO NOT arbitrarily disassemble or modify the circuit or parts of the Dual Pro scooter.

In case of any abnormality , power the scooter off to stop it in order to ensure your safety. Images included in this user manual are intended for operation demonstration and may not be used for the basis of product inspection.

In the event that images included in this user manual might not be in conformity with the real product , the real product shall prevail.

Product performance and configuration that may be improved from time to time are subject to change without prior notice.

# FOLDING & UNFOLDING DUAL PRO



## OPENING

L: 137cm H: 137cm | Handle W: 66cm | Deck L: 57cm Deck W: 27cm

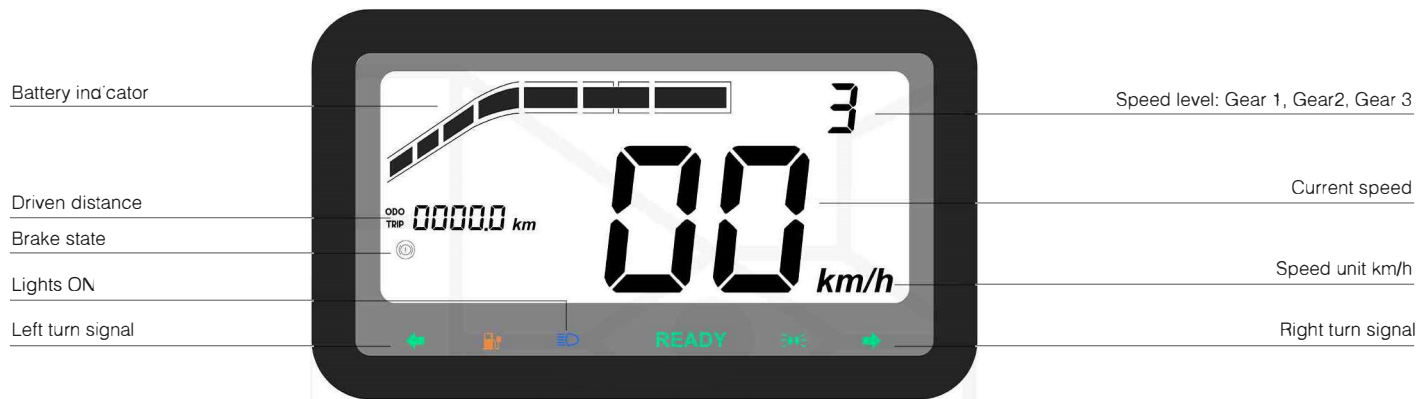


## FOLDING

L: 137cm H: 57cm | Handle W: 66cm

# THROTTLE OPERATION


LCD DISPLAY INTERFACE of Dual Pro





**POWER ON** To power on the Dual Pro scooter  
Turn the key to start the scooter  
Wait until the LCD display stops flashing before you start riding


**POWER OFF** To shut down the system  
Turn the key to turn off the scooter


**ACCELERATION** To accelerate: gently press the thumb lever or Spin acceleration

**MOTOR MODE** Double motor working mode, press  button

**SPEED** This function is to limit the full speed of the Dual Pro scooter for beginners or for more accurate riding in crowded surrounding. The mode can be changed with the  button

**BATTERY**  Your current battery voltage status, the battery is fully charged is 4 bars when your battery has 2 bars remaining, please charge your scooter

**LIGHTS ON/OFF** To turn the front and rear lights on/off: Up push  button

**TURN SIGNAL:** To turn the left/right turn signal on/off: Left/right push  button

# Dual Pro

## Dual Pro

Size	Overall size (MM)	1300*560*1280 mm
	Size after folding (MM)	1300*560*600 mm
	Carton size (MM)	1450*38*650 mm
Weight	Max. Loading (KG)	150kg
	Net weight (KG)	45kg
Application	People Age	Adult
Speed	Top speed (KM/H)	78km/h
	Range (KM)	60km
	Grade Ability	40 degree
	Working temperature	-10°C~40°C
	Storage temperature	-10°C~40°C
Battery	Battery type	18650 Lithium battery
	Rated voltage (V)	60V
	Input voltage (V)	67.2V
	Battery capacity (AH)	23.4 Ah
Motor	Motor type	DC brushless motor
	Motor rated power	1200 Watt for each motor
	Rated output power	Peak 1800 Watt for each motor
	Rated voltage	60V
Charger	Rated power (W)	117W
	Input voltage (V)	100-230VAC
	Output voltage (V)	67.2V
	Rated current	3.5A
	Charging time	7 hours
Other features	Wheel & Tire	11 inch & tubeless tire
	Frame material	Aluminium alloy 6061
	Waterproof	IPX4
	Suspension	Front C type suspension+ Rear suspension*2
	Damping adjust	Available
	Speed up	Twist Throttle
	Brake	hydraulic brake
	Signal turn light	Available

# Legal Statement

---

As you have been acquainted with Dual Pro scooter with more riding skills, please:

- Read this Dual Pro user manual carefully before using it for practice.
- Those who haven't read this user manual carefully in advance are not allowed to use Dual Pro scooter.
- Install all the parts of this scooter properly following this user manual, otherwise improper installation may lead to control failure, collision or crash. Turn the power off before installation, repair or maintenance. Install the parts appropriately, neither too loose nor too tight, otherwise it might cause damage or failure.
- DO NOT charge when the slot/socket is wet. Charge the scooter with correct power supply (200-240V/50-60Hz). While charging, keep children, pet or inflammables away from the scooter.
- DO NOT place the battery unit in the environment where temperature is higher than 50°C or lower than -10°C.
- In the event that the battery unit is damaged or hot, smells abnormally, or smokes, stop using immediately and keep it away from other objects.
- DO NOT open or disassemble the Dual Pro battery unit that contains harmful substance.
- The Dual Pro scooter that has been fully charged may stand by for 90-120 days, whereas the one that is undercharged may stand by 30-60 days. Please notice the stand-by time of your scooter in case of unrecoverable damages to the battery unit due to untimely charging.
- It is prohibited that you practice outdoor until you have been sufficiently familiar with the operation methods of the scooter. The more times you practice, the safer you can ride in new circumstances. Please note the essentials of practice: what you need first is primary practice in an obstacle-free area (>10m x 10m) to practice riding forward, making turns and stopping. Keep yourself relaxed while practicing. When you practice for the first time, it is recommended that you do this with the guidance of an experienced person or coach. Try to practice passing narrow areas, turning and stopping as your practice deepens. You are not allowed to ride on normal roads until you are able to control your Dual Pro scooter to pass a narrow area precisely and have simulated all types of terrains. You may have a different riding experience every time you have your electric scooter upgraded. Therefore, see to it that you practice in the same obstacle-free area as if you were a beginner for the first time you ride Dual Pro scooter after upgrading.

# Legal Statement

---

- Check the Dual Pro scooter carefully to make sure there isn't any loose part or damage before riding it.
- Watch the crossing carefully before or during you ride your scooter or when you stop it to avoid any unnecessary damages to yourself, or objects, people or small animals around you.
- Maintain tire pressure at the level described in the parameters. Excessive tire pressure may increase the risk of control failure, collision or crash, whereas insufficient tire pressure may result in wheel damage.
- Check tire pressure at least twice a month and before you ride for a long distance, otherwise incorrect tire pressure can cause instability or wheel damage. even an accident.
- In the event that the tire works abnormally during riding, please stop and examine it in case of danger.
- Get on the scooter from either side and wear dedicated protective equipment.
- DO NOT ride in high-heeled shoes.
- DO NOT dip the battery and scooter frame into water, expose it to storms or ride in the rain for a long time. DO NOT clean the scooter with powerful water stream or a high-pressure water gun to avoid waterlog in the charging port. In the event that your scooter is exposed to storms for a long time, please stop using it immediately, wipe it with a piece of dry soft cloth, and contact after-sale service personnel. DO NOT do anything other than wiping the scooter in case of voided warranty due to any misconduct.
- Scooter's braking performance (including other vehicles on the same road) can significantly degrade along with tire friction in rainy days, which makes it more difficult to control and thus lead to control failure. To ensure safe riding during rainy days , please ride at a lower speed than usual and brake in advance.
- In the event of low battery, the scooter may not run at a high speed continuously as expected. You may charge it for better riding experience.
- With good usability of this scooter, you may be too confident to decelerate when passing obstacles, uneven or slippery surfaces, soft ground or abrupt slopes at a high speed. You may collide, fall off or get injured due to control failure under such circumstances. Please ride with caution in complex road conditions.

# Legal Statement

---

- Note terrain changes while riding, such as road and grass plot.
- Be careful while turning! You may lose control at fast turning.
- DO NOT risk passing the abrupt slope, uneven surface or other unfamiliar terrains.
- DO NOT ride on the motor way or run a red light. Follow traffic rules and give way to pedestrians.
- Please respect the rights of the others who share the road or path with you, including motorcyclists, cyclists, pedestrians and other riders.
- Strengthen your awareness of self-protection while riding. Watch out for yourself, vehicle and pedestrians.
- Be ready to respond to the following situations while riding: a vehicle decelerates or makes a turn when it crosses the crossing in front of you or approaches from behind; a vehicle with door(s) left open; a pedestrian walks near from the sidewalk; there are children or a pet playing by the road; holes, manhole covers, rails, expansion joints, road/sidewalk construction, debris, and other obstacles: other situations that may disperse your attention. In those situations, the wheel can make involuntary turning or catch on something, or some other accident can occur.
- Please ride on the bike way or at the edge of road along the direction of traffic flow or the direction specified by the regulations of local government.
- Stop the scooter slowly at the parking sign or by the traffic light and observe the conditions in the crossing. Bear in mind that you make a way for motor vehicles even though you are riding on the bike way to avoid the risk of collision.
- It is absolutely prohibited that you are towed by another vehicle with hand(s) on the vehicle while riding.
- DO NOT stunt while riding.
- DO NOT ride your scooter in any of the following situations: severe weather, poor visibility, at dawn, in the evening, in the dark, or exhaustion since an accident is more likely to occur in event of any of these situations.
- DO NOT ride your Dual Pro scooter to a remote area alone. Please inform others of your destination and expected time of arrival even if you ride to the remote area with someone else.
- As you are higher while standing and riding helmeted on the scooter, watch out while you are riding indoor, at the door or near any other place that is close to your head.



# Legal Statement

---

- DO NOT wear loose clothes while riding in case they are entangled into the wheel.
- It is recommended you wear goggles to keep your eyes away from contaminants, dust and insects. Please wear goggles with darker glasses in strong light and more transparent glasses in poor light.
- DO NOT carry a passenger while riding. This scooter is designed for a single rider. It is prohibited that it is ridden by two or by anyone carrying a baby.
- This scooter cannot be used as a medical equipment or an auxiliary medical means. As a result, it is required that you are physically qualified to operate this scooter alone without the assistance from anybody else.
- DO NOT use your scooter to go upstairs/downstairs, ride it into the elevator or cross the revolving door.
- DO NOT ride in poor visibility. Make sure you and others are mutually visible before riding.
- DO NOT ride on the highway unless it is allowed by local laws and regulations.
- DO NOT use Dual Pro scooter as a cargo carrier.
- When approaching or crossing an intersection, motor way, turning or passing by a door/sate, please slow down and give way to the pedestrians, bicycles and motor vehicles.
- Similar to other means of transport, you need to stay vigilant while riding your scooter. DO NOT ride Dual Pro scooter when you fall ill or cannot fully comply with the instructions specified in this user manual, or after you take medicine or drink alcohol.
- To avoid distraction while riding, DO NOT make phone calls or do anything that might distract you so that you are able to concentrate yourself on traffic.
- Age requirement: 18-50 years old. Tips for parents: as a parent or a guardian, you are responsible for your child's activities and safety. It is highly recommended that your child is kept away from the scooter.
- The scooter can tip to one side if you park it without using the stand.
- If you use your scooter in summer, keep your scooter in a safe place where temperature is not higher than 45°C: DO NOT park your scooter outdoor in sunshine for a long time.
- If you use your scooter in winter, keep Dual Pro scooter in a safe place where temperature is not lower than -10°C: keep your scooter at room temperature for at least half an hour before charging it when ambient temperature is lower than 0°C.

# Legal Statement

---

- Any modification to Dual Pro scooter may undermine your safety of riding. Any unauthorized modification to this scooter is prohibited.
- You are obliged to be informed of and observe the laws of the place where you are located.
- We do not warrant the safety if you use any non-original part or accessory for your Dual Pro scooter even if it has been approved by responsible governmental agencies, nor do our warranty services apply to this case. Please contact our after-sale service department for any problem, which is also the most guaranteed option you can resort to.
- Dual Pro Scooter data and parameters that vary in different models are subject to change without prior notice.

We assume no responsibility for any claim, liability or loss incurred by or possibly incurred by consumer's violation of the clauses of the legal statement above. The rider by himself/herself shall undertake the responsibility for any unpredictable or inevitable risk during riding.

You are free to continue to use our product if you accept the clauses set forth in our legal statement or return it if otherwise. Please make sure the product and its package are as intact as they don't impact resale before returning the product to us. In the event that you resell your Dual Pro scooter someday, bear in mind that a same copy of legal statement that is deemed as a legal part of this scooter is handed over to its new owner.

If you have any questions or difficulties, we are always at your service.

# Charging and Battery

Your Dual Pro has an external charger. Connect the charging cable to Dual Pro charging socket under the footboard, on the right side at the rear. Then connect the charger's electric cable to an electrical outlet.

Charging Light Red - Battery is charging.

Charging Light Green - Charging is complete.

**IMPORTANT:** After charging completed, we should unplug from the electric outlet firstly, then unplug from the electric scooter.



## MAXIMIZE YOUR LANGFEITE BATTERY'S PERFORMANCE:

1. For its initial charge, FULLY charge your Langfeite scooter. This conditions the battery for future life-span.
2. Do NOT leave a fully charged battery connected to a charger, since overcharging may shorten its lifetime.
3. Charge the unit for 6-7 hours until the light on the charger turns green.
4. For safety purposes, DO NOT charge for over 10 hours.
5. Avoid extreme temperatures. Always try to keep the battery between 15°C and 25°C (59°F and 77°F).  
Extreme temperatures reduce the capacity and lifetime of the battery. A device with a hot or cold battery may not work temporarily.
6. At least once a month fully charge the Dual Pro battery.
7. Before storing it for a long period charge the battery half way.



## Dual Pro BATTERY SAFETY REGULATIONS:

Do not operate the scooter while charging!

Charge the battery only using our approved charger. The use, storage or charging of the Dual Pro battery outside specified limits may result in the annulment of the warranty, battery damage, and an ineffective battery charge.

**DO NOT CUT, OPEN, CRUSH OR PUNCTURE BATTERIES!**

**IN THE EVENT OF A BATTERY LEAK, PREVENT CONTACT OF LIQUID WITH SKIN OR EYES. IF THIS HAPPENS, WASH THE AFFECTED AREAS IMMEDIATELY WITH WATER AND SEEK MEDICAL HELP.**

